



AlcoHAWK® PT400

Owner's Manual

TABLE OF CONTENTS

| | |
|-------------------------|----|
| INTRODUCTION | 1 |
| PREPARATION | 3 |
| COMPONENTS DIAGRAM..... | 4 |
| OPERATION | 5 |
| READ THE RESULTS..... | 6 |
| ERROR MESSAGES | 6 |
| MENU OPTIONS..... | 7 |
| PRECAUTIONS | 8 |
| SPECIFICATIONS..... | 9 |
| ACCESSORIES | 9 |
| CALIBRATION | 10 |
| WARRANTY..... | 10 |
| DISCLAIMER | 11 |

INTRODUCTION

Intended Use

This breath alcohol tester is intended to measure alcohol in human breath. Readings from this device are used to determine alcohol intoxication. The accuracy of this device has been proven at a Blood Alcohol Concentration (BAC) of 0.008 and 0.032. Accuracy at a BAC greater than .032 has not been established.

Overview

This Tester provides a digital reading of a person's approximate BAC in seconds. The AlcoHAWK® PT400 is powered by two (2) AA batteries that in general last about 200 tests when using alkaline batteries. Please read the entire manual before use.

Effects of Alcohol

Variations among people and other factors, such as altitude and air temperature, affect the degree of intoxication. Some people may become intoxicated at low BAC levels. A low BAC on a breath alcohol tester does not mean that a person's reaction times can respond to any emergency. You should not drink alcohol and drive or use any machines after consuming alcohol. There is no safe way to drive under the influence of alcohol. Even one drink can make you unsafe.

| BAC | Dose-Specific Effects ¹ |
|---------------------------|--|
| 0.020-0.039% ² | Generally no loss of coordination. Slight joy or loss of shyness. Depressant effects are not clear. |
| 0.040-0.069% | General feelings of well-being, relaxation, shyness is reduced and sensation of warmth. Joy. Some minor impairment of reasoning and memory. Lowering of caution. Driving skills may be impaired. |
| 0.070-0.099% | Slight impairment of balance, speech, vision, reaction time, and hearing. Joy. Judgment and self-control are reduced. Caution, reason and memory are impaired. Driving skills are always impaired. |
| 0.100-0.129% | Major impairment of motor coordination and loss of good judgment. Speech may be slurred. Balance, vision, reaction time and hearing will be impaired. Joy. |
| 0.130-0.159% | Gross motor impairment and lack of physical control. Blurred vision and major loss of balance. Joy reduced and state of feeling unwell begins to appear. |
| 0.160-0.249% | Anxiety, restlessness predominates. Nausea may appear. Appearance of a "sloppy drunk." |
| 0.250%-0.299% | Needs assistance in walking. Total mental confusion. State of feeling unwell with nausea and some vomiting. |
| 0.300%-0.399% | Loss of consciousness. |
| 0.400% + | Onset of coma. Possible death due to respiratory arrest. ³ |

² Bailey, William J., *Drug Use in American Society*, 3rd ed., Minneapolis: Burgess, 1993.

³ Some individual's may experience impairment at BAC levels at .03% or even lower.

⁴ Death can occur at a lower BAC level in some individuals.

PREPARATION

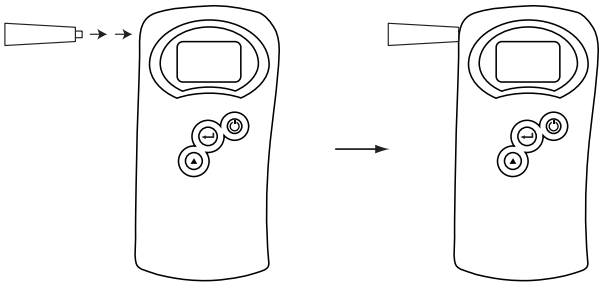
Install the Batteries

Apply a small amount of pressure on the battery compartment cover located on the back of the unit. Push down and away from the unit to release the cover. Install 2 AA batteries. Slide cover back in place.

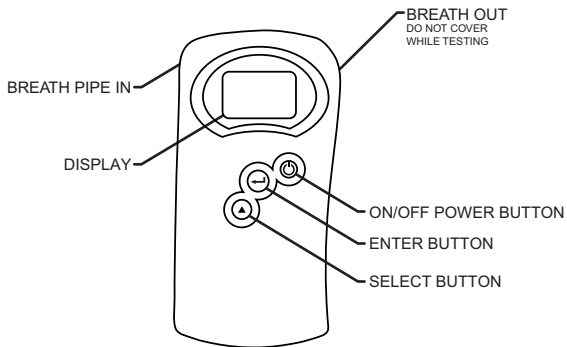


Insert a New Mouthpiece


Insert a new mouthpiece firmly into the BREATH PIPE IN hole on the left side of the product. (See COMPONENTS DIAGRAM)






COMPONENTS DIAGRAM



OPERATION



Wait 20 minutes after subject smokes, eats or drinks before testing. Failure to wait 20 minutes can give wrong BAC readings and damage the sensor.


- Step 1)** Press and hold the ON/OFF power button  for 1 second until you hear a BEEP. The unit reads “Initializing...” as it gets ready for use.
- Step 2)** The display screen reads “Test” and “Options”. To start a “Test”, press and hold the ENTER button  for 2-3 seconds. The unit displays “Take a Deep Breath” for three (3) seconds, beeps and then displays “Blow Now”. Take a deep breath, wrap your lips around the new mouthpiece and blow steadily for five (5) seconds. The unit takes the breath sample in the amount of time set for a breath sample (factory default is 5 seconds). Do not cover the BREATH OUT hole. **Note: Begin blowing immediately when “Blow Now” is displayed to get a deep lung sample.**
- Step 3)** The unit displays “Processing” while analyzing the sample. After about three (3) seconds, the unit then displays the estimated BAC.
- Step 4)** Display screen shows the test result for 90 seconds before beeping twice and shutting off.
- Step 5)** To turn off the unit, press and hold the ON/OFF power button  for 1 second.

READ THE RESULTS




The result is an estimate of the subject's BAC. A breath alcohol tester cannot tell the exact BAC in the blood of the subject. A link between Breath Alcohol Content (BrAC) and BAC depends on many factors, such as temperature and health conditions. Only use this device to screen for the presence of alcohol.

Many people consider a 0.02% or greater a positive test for alcohol in "zero tolerance" screening. Most states have 0.08% as the legal BAC limit for tasks such as using a motor vehicle. Some states prohibit driving commercial vehicles or vessels with a 0.04% BAC or higher. Many states prosecute people for driving under the influence at any level.

ERROR MESSAGES

| Error Message | Cause and Course of Action |
|---|---|
|  | Low Battery. Install two (2) new AA alkaline batteries. |

MENU OPTIONS

When the screen displays “Test” and “Options”, press the SELECT button  to view the menu options. Use the SELECT button  to move through the menu options. Use the ENTER button  to enter the selected menu option.

Alarm Point

The unit will read “High” if the BAC reading is over the alarm point setting. The default setting is 0.020% BAC. You can change the alarm point from between 0.020%-0.080% BAC.

To change the setting press the SELECT button  until the unit displays the value you want. Press the ENTER button  to save the setting.

Temperature Scale



You can switch between Celsius (C) and Fahrenheit (F) for the temperature sensor. The default setting is Fahrenheit (F).

To change the setting press the SELECT button  until the unit displays the scale you want. Press the ENTER button  to save the setting.

Blowing Time



You can adjust the blowing time from three (3) to eight (8) seconds. The default setting is five (5) seconds. Five (5) seconds is the standard time to obtain a proper sample.

Caution: Only adjust this setting if the subject is not able to exhale for five (5) seconds or if the subject can easily exhale more than 5 seconds.

To change the setting press the SELECT button  until the unit displays the number of seconds you want. Press the ENTER button  to save the setting.

Convert Units

You can change the unit of alcohol concentration shown for tests. You can choose between %BAC (U.S.A), g/L, or ‰BAC. The default setting is %BAC (U.S.A) (the U.S.A standard).


To change the setting press the SELECT button  until the conversion unit you want is displayed. Press the ENTER button  to save the setting.

Test Counter

This menu feature shows the number of direct sample tests performed on the unit. See Calibration (pg.10) for benefits of this feature.

PRECAUTIONS



1. Wait at least 20 minutes after drinking, smoking or eating before testing.
2. Do not test in strong winds or in a closed room with smoke or alcohol present.
3. Replace the AA batteries when the battery low symbol  appears.
4. Do not blow smoke, food or liquid into the unit.
5. Only use the unit when the temperature is between 10 - 40°C (50 - 104°F). Operation outside this range may affect the results.
6. BAC changes over time based on many factors. BAC at one time can differ from BAC a few minutes later.
7. Do not use this product with an ignition interlock device or while inside a vehicle.
8. You cannot use the results of this unit in court of law.

- Do not use this device to determine if you or anyone else can operate any vehicle or machinery.
- Do not let yourself or anyone else drink and drive. Always use a designated driver when you or anyone else drinks alcohol.

SPECIFICATIONS

| | |
|-----------------------|---|
| Dimensions | 5" x 2.63" x 1.25" (12.7 cm x 6.68 cm x 3.18 cm) |
| Weight | 3.6 oz (102 g) without batteries; 5.2 oz (147 g) with batteries |
| Power Supply | Two (2) AA alkaline batteries |
| Battery Life | 200 tests ¹ |
| Sensor Technology | <i>PT Core</i> [™] Fuel-cell Sensor |
| Warm-UP Time | 10-20 seconds ¹ |
| Blowing Time | 5 seconds (default setting, adjustable from 3-8 seconds) |
| Response Time | 3 seconds ¹ |
| Operating Temperature | 10 - 40°C (50 - 104°F) |
| Detection Range | 0.000 - 0.400% BAC |
| Warranty | 1 Year |

¹ Estimates, results may vary.

ACCESSORIES

Visit our online store at www.q3ats.com to purchase:

- Mouthpieces
- Soft Case
- Hard Case

CALIBRATION

Calibration of the AlcoHAWK® PT400 occurs during manufacturing using advanced alcohol simulation equipment. The manufacturer passes known alcohol concentrations through the sensor to set baseline values for testing. During testing, the unit compares users' breath samples to these baseline values. If the verification determines that the BAC is not consistent with actual BAC levels, a technician calibrates the unit. The accuracy of breath alcohol testers can fluctuate over time, depending on frequency of use and operating conditions.

If the unit is providing inconsistent results or unusually high or low readings, the unit may need calibration. **A general rule of thumb is to have the unit calibrated every 200 tests (see Test Counter, pg. 8). However, at a minimum, a technician should recalibrate this unit at least every six to twelve months. Monthly calibrations may be required if the unit is used daily.**

Please visit www.q3i.com or call 888-399-1687 for calibration or support.

ONE-YEAR LIMITED WARRANTY

Q3 Innovations (Q3I) warrants this unit to be free from defects in workmanship or material (excluding calibration) under normal use for ONE (1) YEAR from the date of retail purchase by the original buyer ("Warranty Period").

The warranty covers parts and labor on covered repairs and ground freight back to the customer (USA only). Except as provided above, Q3I provides this product "as is."

If a defect arises and Q3I receives a valid claim within the Warranty Period, at its option, Q3I will either (1) repair the product, (2) exchange the product with a product that is new or which has been built from new or serviceable used parts and functionally equivalent to the original product, or (3) refund the purchase price of the product. If a refund is given, the returned product becomes

Q3I's property. The warranty does not cover shipping to Q3I. The warranty is void if anyone tampers or abuses the unit.

This warranty is limited to the original consumer purchaser and can not be transferred to any other owner.

For warranty service please follow these instructions:

1. Call 888-399-1687 or email service@q3i.com to obtain an RMA number. Return the unit postage paid, insured and in proper box.
2. You should obtain a proof of delivery receipt. You must pay the cost for shipping the unit to us.
3. You must enclose the following with the unit:
 - a. The completed RMA form (available at www.q3i.com/support.php)
 - b. Your name, return address and description of the problem. (No PO Box)
 - c. Your phone number to reach you during the day.
 - d. A copy of your sales receipt or invoice.

DISCLAIMER

Q3I makes no warranties, expressed or implied, as to the ability of this unit to determine whether, or to the extent to which, a test subject's mental or physical functionality, or judgment, is impaired by blood alcohol including whether the test subject is intoxicated, under any definition of that word. Q3I expressly disclaims any liability for incidental, special, or consequential damages of any nature under any legal theory. Any act or failure to act based upon a reading from this product is at the test subject's or user's own risk. Q3I assumes no responsibility for consequences to users or test subjects who use this product and are later under the influence of alcohol or to have had their judgment or any mental or bodily function impaired by alcohol. Correlation between

BrAC and BAC depends on many variables, such as temperature and health conditions of the test subject. A safe or low BAC reading does not mean that the test subject's physical or mental performance or judgment (including reaction times) can respond to any emergency encountered. A breath alcohol tester cannot determine the exact concentration of alcohol in the blood of a test subject.

Q3I does not warrant that the operation of the product will be error-free. Q3I is not responsible for any consequences arising from failure to follow instructions or relating to the product's use. This warranty does not apply: (a) to consequences caused by accident, abuse, tampering, misuse, flood, fire, earthquake or other external causes; (b) to consequences caused by operating the product outside the permitted or intended uses described by Q3I; (c) to consequences caused by service performed by anyone who is not a representative of Q3I or a Q3I Authorized Service Provider; or (d) to a product or part that has been modified to alter functionality or capability without the written permission of Q3I.

TO THE EXTENT PERMITTED BY LAW, THIS WARRANTY AND THE REMEDIES SET FORTH ABOVE ARE EXCLUSIVE AND IN LIEU OF ALL OTHER WARRANTIES, REMEDIES AND CONDITIONS, WHETHER ORAL OR WRITTEN, STATUTORY, EXPRESS OR IMPLIED. AS PERMITTED BY APPLICABLE LAW, Q3I SPECIFICALLY DISCLAIMS ANY AND ALL STATUTORY OR IMPLIED WARRANTIES, INCLUDING, WITHOUT LIMITATION, WARRANTIES OF MERCHANTABILITY AND FITNESS FOR A PARTICULAR PURPOSE AND WARRANTIES AGAINST HIDDEN OR LATENT DEFECTS. IF Q3I CANNOT LAWFULLY DISCLAIM STATUTORY OR IMPLIED WARRANTIES, THEN TO THE EXTENT PERMITTED BY LAW ALL SUCH WARRANTIES ARE LIMITED TO THE DURATION OF THE EXPRESS WARRANTY AND TO THE REPAIR OR REPLACEMENT SERVICE AS DETERMINED BY Q3I IN ITS SOLE DISCRETION.

Q3I does not authorize any Q3I reseller, agent, or employee to make any modification, extension, or addition to this warranty. If anyone determines any terms to be illegal or unenforceable, the legality or enforceability of the remaining terms shall not be affected or impaired.

EXCEPT AS PROVIDED IN THIS WARRANTY AND TO THE MAXIMUM EXTENT PERMITTED BY LAW, Q3I IS NOT RESPONSIBLE FOR DIRECT, SPECIAL, INCIDENTAL OR CONSEQUENTIAL DAMAGES UNDER ANY LEGAL THEORY, INCLUDING BUT NOT LIMITED TO LOSS OF USE; LOSS OF REVENUE OR INCOME; LOSS OF ACTUAL OR ANTICIPATED PROFITS (INCLUDING LOSS OF PROFITS FROM A CONTRACT); LOSS OF THE USE OF MONEY; LOSS OF ANTICIPATED SAVINGS; LOSS OF BUSINESS; LOSS OF OPPORTUNITY; LOSS OF GOODWILL, OR LOSS OF REPUTATION.

Some countries, states and provinces do not allow the exclusion or limitation of incidental or consequential damages or allow limitations on how long an implied warranty or condition may last, so the above limitations or exclusions may not apply to you. This warranty gives you specific legal rights, and you may also have other rights that vary by country, state or province. This limited warranty is governed by and construed under the laws of the country where the product was purchased.



Q3 INNOVATIONS

Personal Safety and Monitoring Devices

2349 Jamestown Ave., Suite #4 • Independence, IA 50644

Tel: 888-399-1687 • Fax: 319-334-3421

Sales Email: sales@q3i.com • Service Email: service@q3i.com

www.q3i.com